










**(P1-Q1) Do you attend 3 or more Gatherings each year?**

		(Count)	(Percent)
Yes		81	36.49%
No		141	63.51%
		Total Answered Question:222	
		Total Skipped Question:5	

**(P1-Q2) I am a**






		(Count)	(Percent)
Female		129	58.37%
Male		92	41.63%
		Total Answered Question:221	
		Total Skipped Question:6	

**(P1-Q3) I am**

		(Count)	(Percent)
Under 30 years old		2	0.90%
30-40 years old		18	8.11%
41-50 years old		28	12.61%
51-60 years old		65	29.28%
more than 60 years old		109	49.10%
		Total Answered Question:222	
		Total Skipped Question:5	

**(P1-Q4) My pilgrim Walk took place**





		(Count)	(Percent)
--	--	---------	-----------

5 or less years ago		64	28.57%
Between 6 and 10 years ago		46	20.54%
Between 11 and 15 years ago		46	20.54%
Between 16 and 20 years ago		39	17.41%
More than 20 years ago		29	12.95%

Total Answered Question:224

Total Skipped Question:3








### (P1-Q5) I will attend Gatherings that are

		(Count)	(Percent)
Less than 10 miles from my home/work		56	27.72%
10-15 miles from my home/work		62	30.69%
16-20 miles from my home/work		37	18.32%
Greater than 20 miles from my home/work		47	23.27%

Total Answered Question:202

Total Skipped Question:25

### (P1-Q6) Please select any of the following responses that apply to you with respect to Gatherings.



		(Count)	(Percent)
I have trouble attending because of traffic		28	12.33%
I have trouble driving at night		18	7.93%
I only attend Gatherings that are hosted by my church		26	11.45%
I have a standing conflict/commitment on the first Thursday of the month		21	9.25%
I do not like to attend them alone		18	7.93%
I do not feel welcome		10	4.41%
I think the music is too much traditional Emmaus music		13	5.73%

I think the music is too contemporary		19	8.37%
I think the music is unfamiliar		13	5.73%
I am too busy to attend		39	17.18%
They are not fun		20	8.81%
Too much business is conducted		16	7.05%
I am not interested in Emmaus any more		12	5.29%
They are boring		13	5.73%
<b>None of the above</b>		<b>80</b>	<b>35.24%</b>

Total Answered Question:227

Total Skipped Question:0

**(P1-Q7) Please select all responses that apply to you with respect to Gatherings.**


		(Count)	(Percent)
I enjoy attending them		119	52.42%
I am reminded of my pilgrim Walk		87	38.33%
<b>I enjoy seeing Emmaus friends and meeting new ones</b>		<b>140</b>	<b>61.67%</b>
I enjoy the music		118	51.98%
I appreciate that child care is offered		16	7.05%
I appreciate getting information about Walks		63	27.75%
I encourage my other Emmaus friends to attend Gatherings		67	29.52%
I attend Gatherings with my reunion group		25	11.01%
I would attend a Gathering that included a reunion with my pilgrim Walk		80	35.24%
I would attend a Gathering that included a reunion with a team I served on		57	25.11%
None of the above		36	15.86%

Total Answered Question:227

Total Skipped Question:0

---

**(P1-Q8) Would you be more likely to attend Gatherings if they changed from starting at 7:00 PM to 7:30 PM?**



		(Count)	(Percent)
Yes		51	23.18%
No		169	76.82%

Total Answered Question:220

Total Skipped Question:7

---

**(P1-Q9) If the start time changed from 7:00 PM to 7:30 PM and you were able to go home at about the same time, would you be likely to attend more Gatherings?**


		(Count)	(Percent)
Yes		74	34.91%
No		138	65.09%

Total Answered Question:212

Total Skipped Question:15

---

**(P1-Q10) Does your church have a van or bus that could be used to attend Gatherings?**

		(Count)	(Percent)
Yes		109	50.93%
No		105	49.07%



Total Answered Question:214

Total Skipped Question:13



---

**(P1-Q11) Would you be more likely to attend Gatherings if your church**










## van or bus were available?

		(Count)	(Percent)
Yes		40	19.05%
No		170	80.95%
		Total Answered Question:210	
		Total Skipped Question:17	





## (P1-Q12) Have you sponsored a pilgrim in 2012 or 2013?

		(Count)	(Percent)
Yes		49	22.17%
No		172	77.83%
		Total Answered Question:221	
		Total Skipped Question:6	

## (P1-Q13) The last time I sponsored a pilgrim was in

		(Count)	(Percent)
2013		18	8.26%
2012		26	11.93%
2011		22	10.09%
2010		15	6.88%
2009		8	3.67%
2008		6	2.75%
2007		5	2.29%
2006 or earlier		37	16.97%
I have never sponsored a pilgrim		81	37.16%
		Total Answered Question:218	
		Total Skipped Question:9	



### (P1-Q14) My pastor promotes Emmaus in my church

		(Count)	(Percent)
Strongly		55	25.35%
Occasionally		82	37.79%
Rarely		40	18.43%
Never		40	18.43%

Total Answered Question:217

Total Skipped Question:10








### (P1-Q15) It is too expensive for pilgrims or team members to attend/serve on a Walk, even with scholarship support from Emmaus and my church

		(Count)	(Percent)
True		64	31.37%
False		140	68.63%

Total Answered Question:204




Total Skipped Question:23

### (P1-Q16) Check all that apply








		(Count)	(Percent)
I regularly attend reunion group meetings		121	53.30%
I occasionally attend reunion group meetings		21	9.25%
I am not in a reunion group		72	31.72%
I want to join a reunion group but cannot find one		7	3.08%
I cannot find a reunion group that meets when I am available		15	6.61%
Being in a reunion group is not important to me		18	7.93%
I am too busy to participate in a reunion group		18	7.93%

My reunion group actively attends Gatherings		37	16.30%
My reunion group does not attend Gatherings		43	18.94%
Total Answered Question:227			
Total Skipped Question:0			

**(P1-Q17) I would like to serve on a Walk Conference Room/Inside Team**



		(Count)	(Percent)
Yes		63	28.64%
No		53	24.09%
Not at this time, but maybe later		104	47.27%
Total Answered Question:220			
Total Skipped Question:7			

**(P1-Q18) The last time I served on a Walk Conference Room/Inside Team was**

		(Count)	(Percent)
2013		20	8.97%
2012		30	13.45%
2011		10	4.48%
2010		6	2.69%
2009		8	3.59%
2008 or earlier		50	22.42%
I have never served on a Walk Conference Room/Inside Team		99	44.39%
Total Answered Question:223			
Total Skipped Question:4			

**(P1-Q19) I am aware that I should re-apply every 3 years to be on a**




## Conference Room/Inside Team to be considered for one

		(Count)	(Percent)
Yes		70	32.56%
No		145	67.44%

Total Answered Question:215

Total Skipped Question:12








## (P1-Q20) I would like to serve on a Walk Servant/Outside team

		(Count)	(Percent)
Yes		55	24.89%
No		48	21.72%
Not at this time, but maybe later		118	53.39%

Total Answered Question:221

Total Skipped Question:6

## (P1-Q21) The last time I served on a Walk Servant/Outside Team was



		(Count)	(Percent)
2013		21	9.38%
2012		26	11.61%
2011		7	3.12%
2010		10	4.46%
2009		7	3.12%
2008 or earlier		45	20.09%
I have never served on a Walk Servant/Outside Team		108	48.21%

Total Answered Question:224




Total Skipped Question:3





**(P1-Q22) I am aware that all I need to do to serve on a Walk Servant/Outside Team is to notify the Lay Director or Servant Team Coordinator for the Walk**

		(Count)	(Percent)
Yes		145	65.02%
No		78	34.98%
		Total Answered Question:223	
		Total Skipped Question:4	

**(P1-Q23) I would like to serve as a Board Member for the Greater Austin Emmaus 4th Day Group**



		(Count)	(Percent)
Yes		14	6.25%
No		183	81.70%
Need more information		27	12.05%
		Total Answered Question:224	
		Total Skipped Question:3	

**(P1-Q24) I have no idea what it means to serve on the Greater Austin Emmaus 4th Day Group Board**

		(Count)	(Percent)
Yes		100	47.62%
No		110	52.38%
		Total Answered Question:210	
		Total Skipped Question:17	

**(P1-Q25) I appreciate getting notices and the WalkTalk via Emmaus email**




		(Count)	(Percent)
--	--	---------	-----------

Yes		176	81.86%
No		39	18.14%

Total Answered Question:215

Total Skipped Question:12










**(P1-Q26) Choose the one that applies to you**

		(Count)	(Percent)
I often use the Greater Austin Emmaus web page		28	12.44%
I rarely use the Greater Austin Emmaus web page		96	42.67%
I never use the Greater Austin Emmaus web page		101	44.89%

Total Answered Question:225

Total Skipped Question:2

**(P1-Q27) I use the Emmaus web page for (check any that apply)**

		(Count)	(Percent)
Finding Gathering information		75	33.04%
Finding Walk information		98	43.17%
Signing up for email		9	3.96%
Finding the Point of Contact for my church		6	2.64%
Finding Board members		9	3.96%
Reading the WalkTalk		52	22.91%
Finding a Reunion Group		2	0.88%
Downloading Pilgrim, Sponsor, Scholarship and Team Applications/Documents		52	22.91%
None of the above		90	39.65%

Total Answered Question:227

Total Skipped Question:0

(P1-Q28) Please add any comments/suggestions about Emmaus in the space provided

		(Count)	(Percent)
<a href="#">Comment</a>		118	100.00%

Total Answered Question:118

Total Skipped Question:109

(P1-Q29) If you would like a chance to win the HEB \$50 gift card, please enter your email address in the space below. This will NOT be shared with anyone other than the Board, and only for the purpose of drawing the winning email address.

		(Count)	(Percent)
<a href="#">Comment</a>		136	100.00%

Total Answered Question:136

Total Skipped Question:91